

1 APPENDICES

Appendix 1: Annotated Part 1 questionnaire from Mentors who have completed both parts of the CLPL

Appendix 2: Annotated Part 2 questionnaire from Mentors who have completed both parts of the CLPL

Appendix 3: Annotated Headteacher questionnaire (completed after Part 2 events)

Appendix 4: Annotated 'other' teacher questionnaire (completed after Part 2 events)

Annotated pupil questionnaires are based on pupils who completed baseline and follow-up questionnaires. They are not matched at individual variable levels, so the actual numbers completing individual questions may vary from baseline to follow-up stage.

Appendix 5: Annotated P2-P4 pupil questionnaire (baseline)

Appendix 6: Annotated P2-P4 pupil questionnaire (follow-up)

Appendix 7: Annotated P5-P7 pupil questionnaire (baseline)

Appendix 8: Annotated P5-P7 pupil questionnaire (follow-up)

SSERC Primary Cluster Programme in Science and Technology: Evaluation

**Annotated Part 1 questionnaire from
Mentors who have completed both
parts of the CLPL**

**Based on 431 mentor responses
across 32 local authorities**

NB - Due to the effects of rounding percentages may not always add to 100%

Section 1 – About you

1. **Are you? (tick one box) N= 431**

Male 17% Female 84%

2. **Age group....? (tick one box) N=430**

21–25	7%	26–30	18%	31–35	15%	36–40	16%
41–45	15%	46–50	13%	51–55	11%	56–60	5%
61+	1%						

3. **Do you work....? (tick one box) N=430**

Full-time 92% Part-time 8%

4. **What is your role within the school? Are you: N=429**

Headteacher	3%	DHT/AHT	9%	Principal teacher	20%
Class teacher	65%	Other	4%		

5. **For how many years have you been a teacher? (tick one box) N=428**

I am a probationer	1%
I am fully qualified and have been teaching for up to 5 years	26%
I have been teaching for between 6 to 15 years	46%
I have been teaching for 16 or more years	27%

6. **Which cluster do you teach in? (tick one box) N=429**

Local authorities represented

Aberdeen	Inverclyde
Aberdeenshire	Midlothian
Angus	Moray
Argyll and Bute	North Ayrshire
Clackmannanshire	North Lanarkshire
Dumfries and Galloway	Orkney
Dundee	Perth and Kinross
East Ayrshire	Renfrewshire
East Dunbartonshire	Scottish Borders
East Lothian	Shetland
East Renfrewshire	South Ayrshire
Edinburgh	South Lanarkshire
Falkirk	Stirlingshire
Fife	West Dunbartonshire
Glasgow	West Lothian
Highland	Western Isles

Section 2 – Involvement in other SSERC sponsored events

7. Which of the following SSERC CPD events have you have taken part in since August 2005? Tick all that apply N=431

Format of CPD	Attended
PGDE workshop other than residential / SUSS	4%
Summer school (residential)	7%
Single day workshops (other than as part of a PGDE course)	6%
Glow meets	8%
School based CPD	7%
Other SSERC CPD	4%

Section 3 – Involvement in the SSERC Primary Cluster CPD

8. Thinking about your experience at this CPD event, please indicate the extent to which you agree with the following statements. Tick one box on each line

The CPD event ...	Completely agree	Mostly agree	Not sure either way	Mostly disagree	Completely disagree
Was conducted in a professional manner N=430	99%	1%	-	-	-
Comprised presentations of a high standard N=430	97%	3%	-	-	-
Gave access to quality support materials N=428	98%	2%	-	-	-
Encouraged networking with other colleagues N=427	96%	4%	<1%	-	-
Increased my knowledge of science and technology N=429	88%	11%	-	1%	-
Increased my enthusiasm for science and technology N=430	91%	8%	1%	-	-
Increased my confidence for teaching science and technology N=430	85%	14%	1%	-	-
Was relevant to my science and technology teaching N=429	88%	11%	<1%	-	-
Provided support for my development as a school mentor in science and technology N=426	89%	11%	<%	-	-
Provided support for my development as a cluster mentor in science and technology N=422	85%	14%	1%	-	-
Provided support for my leadership development N=427	65%	28%	7%	<1%	-
Provided support for developing science and technology education in my cluster N=427	88%	11%	1%	-	-
Provided a number of useful ideas for teaching N=428	96%	3%	1%	-	-
Encouraged me to try new ideas N=429	95%	4%	1%	-	-
Increased my awareness of sources of support for teaching science N=426	89%	10%	1%	-	-

Highlighted the importance of science and technology education for pupils N=429	87%	13%	<1%	-	-
Left me with a desire to attend similar CPD N=429	82%	15%	3%	<1%	-
Underlined the importance of CPD for my professional development N=426	78%	18%	4%	-	<1%
Encouraged me to be more positive about my career prospects N=426	49%	29%	20%	2%	<1%
Will help me enthuse pupils about science and technology N=429	90%	9%	<1%	<1%	-
Will mean I'm better able to meet the range of pupil needs in teaching science and technology N=429	83%	15%	2%	-	-
Improved my pedagogic skills in science and technology N=429	81%	17%	2%	<1%	-
Improved my reflective practice skills in science and technology N=427	59%	28%	12%	1%	<1%
Left me with a better understanding of what SSERC offers N=429	91%	9%	<1%	-	-

Thinking ahead now...

9. How likely is it that the following will happen as a result of your involvement in the Primary Cluster initiative? (tick one box on each line)

	Very <input type="checkbox"/> likely	Quite likely	Unsure	Unlikely	Very unlikely
I will take on a more significant role in science development in my school N=428	90%	8%	1%	1%	-
I will take on a greater role in science development in my cluster N=431	80%	18%	2%	<1%	-
I will take on a greater role in science development at local authority level N=430	22%	25%	43%	9%	1%
I will take on a greater role in science development at national level N=427	9%	6%	43%	31%	11%

10. To what extent has the CPD prepared you for the following? (please tick one box on each line)

	Well prepared	Prepared	Unprepared	No at all prepared
Planning for your mentor role N=428	64%	36%	<1%	-
Carrying out a gap task N=422	70%	30%	<1%	-
Reporting on these activities N=422	55%	43%	2%	-

11. Which of the following statements best reflects how you feel about becoming a science mentor/champion? (Tick one box only) N=425

I am looking forward to becoming a mentor and feel confident at the prospect	82%
I am a bit nervous at the prospect of becoming a mentor and I'm not too confident	18%
I am fairly nervous at the prospect of becoming a mentor and lack confidence	<1%

12. How do you think you can spend your time most productively as a Science mentor/champion? Please say why you think this.

413 responses

13. What do you see as the priorities for your role as a science mentor/champion in your cluster? (tick one box on each line)

Priority	High priority	Middle priority	Low priority	Unsure
Support colleagues' science teaching approaches generally N=430	83%	16%	1%	<1%
Support teachers' ability to conduct practical work N=427	72%	27%	<1%	<1%
Support teachers knowledge of science topics in the curriculum N=421	61%	35%	4%	<1%
Help teachers to understand how they can address the primary science experiences and outcomes in their practice N=429	75%	25%	<1%	<1%
Help build teachers' confidence and expertise to deliver science topics N=428	87%	12%	1%	<1%
Promoting an interdisciplinary learning approach where science can be incorporated into a range of common primary topics N=427	42%	48%	9%	2%
Supporting teachers' reflective practice and self-evaluation N=427	25%	53%	20%	2%
Promoting teacher networks to support their science teaching CPD N=426	55%	38%	5%	2%
Promoting the capacity of classroom assistants to support the delivery of science in the primary curriculum N=428	17%	39%	36%	8%

14. What support from SSERC would best help you to address these priorities?

346 responses

15. How can you spend your time most productively as a Science mentor/champion? Please say why you think this.

71 responses

(This question was omitted from later batches of questionnaires)

16. Speculating a little now, how likely is it that is that you will spend your time as a science mentor/champion on the following activities? (*Tick one box on each line*)

	Very likely	Likely	Unlikely	Very unlikely	Unsure
Working in group settings with colleagues from school N=427	72%	25%	1%	1%	1%
Working with individual colleagues from school N=426	47%	42%	9%	1%	1%
Working in group settings with colleagues from the cluster N=430	74%	25%	<1%	<1%	<1%
Working with individual cluster colleagues N=431	36%	38%	20%	1%	5%
Carrying out routine administrative tasks related to science and technology N=429	30%	51%	11%	2%	5%
Responding to colleagues requests for support with science and technology N=430	57%	43%	<1%	-	<1%
Attending conferences related to science and technology N=431	25%	50%	13%	2%	10%
Taking part in other science and technology CPD N=431	48%	46%	4%	-	3%
Working on your own N=425	39%	34%	19%	5%	3%

17. **Do you expect to introduce anything from the SSERC CPD to your science teaching or practice? (Tick all that apply)**

I intend to introduce **new materials/resources** N=430 99%

I intend to introduce **new methods of teaching** N=429 94%

18. **On balance, to what extent do you see the following factors supporting or hindering the development of science education within your school? (Tick one box on each line)**

	Major support	Some support	Little or no influence	Some hindrance	Major hindrance
Local Authority management N=424	23%	50%	20%	7%	1%
School management N=428	58%	33%	2%	7%	-
Colleagues N=427	37%	52%	5%	6%	-
Resources N=428	36%	27%	3%	31%	4%
Time N=429	15%	14%	2%	48%	21%

19. **On balance, to what extent do you see the following factors supporting or hindering the development of science education within your cluster? (Tick one box on each line)**

	Major support	Some support	Little or no influence	Some hindrance	Major hindrance
Local Authority management N=422	26%	51%	15%	7%	1%
Cluster management N=421	51%	39%	2%	7%	1%
School management N=418	55%	36%	2%	6%	1%
Own school colleagues N=419	27%	58%	11%	4%	-
Colleagues in other schools N=420	28%	57%	10%	4%	-
Resources N=420	32%	29%	3%	33%	2%
Time N=420	14%	16%	4%	46%	21%

20. How do you expect the resources you received at the event to be used?
(Tick as many boxes as apply on each line)

	In my own classroom only	Available to my school and/or cluster colleagues	Didn't receive this	Unsure
Digital video camera N=132	3%	51%	46%	-
It's not fair... - book N=399	1%	99%	<1%	<1%
UV beads N=131	2%	55%	42%	1%
UV discussion pack N=131	2%	56%	41%	2%
Universals (bottles) N=429	1%	97%	1%	<1%
Digital thermometers N=250	1%	97%	1%	<1%
Thermochromic paper N=248	3%	95%	<1%	2%
Citric acid N=428	3%	95%	1%	1%
Digital microscope N=430	3%	95%	1%	1%
USB memory stick N=427	7%	93%	-	<1%
Bouncy balls N=178	2%	80%	17%	1%
Tennis balls N=178	2%	80%	17%	1%
Plants for primary N=85	5%	90%	-	5%
Electricity resource box N=262	2%	96%	-	2%
Field study guides N=151	1%	97%	1%	1%
Pipettes N=179	3%	96%	-	1%
Renewable energy starter pack N=151	2%	95%	-	3%

Section 5 – Part two of the CPD

As you are aware SSERC will be hosting the second part of this CPD in a few months time. We would be interested in any suggestions you have for content of this event.

21. Please use this space to make suggestions for what you would like to see included in the second part of this CPD.

272 responses

Section 6 – Other CPD you might have been involved in

(Q22 and 23 were only asked of a subgroup of clusters in Aberdeen, Perth and Kinross and Edinburgh). We are interested in whether you have participated in any non-SSERC CPD regarding science and technology in the past 3 years and your views on this. . For example this includes the recent Primary Science Quality Mark scheme for Aberdeen teachers and the Science Ambassador initiative for teachers in Perth and Kinross Schools

22. Please indicate whether, over the past 3 years, you have been involved in any of the following non-SSERC science and technology CPD and how useful it was to your teaching: *(Tick one box on each line)*

Non-SSERC Science and Technology CPD	Very useful	Somewhat useful	Of little use	Of no use	Didn't attend
Primary Science quality mark scheme (Aberdeen Teachers) N=15	47%		-	-	53%
The science ambassador initiative for teachers in Perth & Kinross schools N=21	52%	5%	-	-	43%
In school CPD organised by teachers or local authority N=88	21%	23%	2%	-	55%
Other externally provided science CPD N=84	21%	10%	-	-	69%

23. If you have participated in any Non-SSERC CPD regarding science and technology in the past three years, please briefly provide further details on whether this has helped you.

45 responses

Section 7 Final Comments

24. Please use this space to make any final comments

353 responses

SSERC Primary Cluster Programme in Science and Technology: Evaluation

**Annotated Part 2 questionnaire from
Mentors who have completed both
parts of the CLPL**

**Based on 380 mentor responses
across 27 local authorities**

NB - Due to the effects of rounding percentages may not always add to 100%

Section 1 - About You

1. **Are you?** (*tick one box*) **N=376**
Male 16% Female **84%**
2. **Age group....?** (*tick one box*) **N=378**
21–25 3% 26–30 **19%** 31–35 16% 36–40 14%
41–45 14% 46–50 15% 51–55 11% 56–60 7%
61+ 1%
3. **Do you work....?** (*tick one box*) **N=375**
Full-time **93%** Part-time 7%
4. **What is your role within the school? Are you:** (*tick one box*) **N=377**
Headteacher 5% DHT/AHT 10% Principal teacher 23%
Class teacher **59%** Other 3%
5. **For how many years have you been a teacher?** (*tick one box*) **N=377**
- | | |
|---|------------|
| I am a probationer | 1% |
| I am fully qualified and have been teaching for up to 5 years | 20% |
| I have been teaching for between 6 to 15 years | 48% |
| I have been teaching for 16 or more years | 31% |
6. **Which cluster do you teach in?** (*tick one box*) **N=378**

Local authorities represented

Aberdeen	Moray
Argyll and Bute	North Ayrshire
Clackmannanshire	North Lanarkshire
Dundee	Orkney
East Ayrshire	Perth and Kinross
East Dunbartonshire	Renfrewshire
East Lothian	Scottish Borders
East Renfrewshire	Shetland
Edinburgh	South Ayrshire
Falkirk	South Lanarkshire
Fife	Stirlingshire
Glasgow	West Dunbartonshire
Highland	Western Isles
Inverclyde	

Section 2 – About the SSERC CPD

7. Thinking about your experience at this CPD event, please indicate the extent to which you agree with the following statements. *(Tick one box on each line)*

The CPD event ...	Completely agree	Mostly agree	Not sure either way	Mostly disagree	Completely disagree
Was conducted in a professional manner N=379	97%	3%	-	-	-
Comprised presentations of a high standard N=378	92%	8%	<1%	-	-
Gave access to quality support materials N=376	93%	6%	1%	-	-
Encouraged networking with other colleagues N=377	90%	9%	1%	-	-
Increased my knowledge of science and technology N=378	85%	13%	1%	-	<1%
Increased my enthusiasm for science and technology N=378	88%	11%	1%	-	-
Increased my confidence for teaching science and technology N=378	83%	15%	2%	-	<1%
Was relevant to my science and technology teaching N=378	83%	15%	1%	<1%	-
Provided support for my development as school mentor in science and technology N=378	76%	21%	3%	-	-
Provided support for my development as a cluster mentor in science and technology N=378	74%	23%	3%	-	-
Provided support for my leadership development N=376	50%	36%	11%	2%	-
Provided support for developing science and technology education in my cluster N=377	73%	25%	2%	<1%	-
Provided a number of useful ideas for teaching N=379	93%	7%	-	<1%	-
Encouraged me to try new ideas N=379	90%	10%	<1%	-	-
Increased my awareness of sources of support for teaching science and technology N=379	79%	20%	1%	-	-
Highlighted the importance of science and technology education for pupils N=377	79%	19%	2%	-	-
Left me with a desire to attend similar CPD N=378	77%	18%	5%	<1%	-
Underlined the importance of CPD for my professional development N=377	73%	23%	4%	<1%	-
Encouraged me to be more positive about my career prospects N=377	39%	31%	28%	2%	<1%
Will help me enthuse pupils about science and technology N=377	87%	13%	1%	-	-
Will mean I'm better able to meet the range of pupil needs in teaching science and technology N=378	71%	25%	3%	-	-
Improved my pedagogic skills in science and technology N=375	70%	26%	4%	-	-
Improved my reflective practice skills in science and technology N=378	59%	32%	8%	1%	-
Left me with a better understanding of what SSERC offers N=379	79%	20%	1%	-	-

Section 3 - Impact of the Primary Cluster Initiative

8. **Have you introduced anything from the SSERC CPD to your science and technology teaching or practice? (Tick all that apply)**

Yes, I have introduced **new materials/resources** N=377 96%

Yes, I have introduced **new methods of teaching** N=377 85%

9. **Which of the following statements best reflects how you feel about becoming a science and technology mentor/champion? (Tick one box) N=369**

I have completely enjoyed the experience	58%	I have mostly enjoyed the experience	42%	I have mostly disliked the experience	<1%	I have completely disliked the experience	-
--	------------	--------------------------------------	-----	---------------------------------------	-----	---	---

Please explain your response to Q9

340 responses

10. **Which of the following have happened as a result of your involvement in the Primary Cluster initiative? (tick one box on each line)**

	Has happened	Not yet happened, still plan to do so	Has not happened
I have take on a more significant role in science and technology developments in my school N=370	93%	6%	1%
I have taken on a greater role in science and technology developments in my cluster N=373	90%	9%	1%
I have taken on a greater role in science and technology developments at Local Authority level N=362	21%	27%	52%
I have taken on a greater role in science and technology developments at national level N=364	9%	7%	84%

11. **Thinking back, to what extent did the CPD prepare you for the following? (tick one box on each line)**

	Well prepared	Prepared	Unprepared	Not at all prepared
Planning for your mentor/champion role N=366	53%	44%	3%	-
Carrying out gap-task activities N=364	54%	43%	3%	-
Reporting on these activities N=362	49%	46%	5%	-

12. What has been the principal focus of your Gap Task?

347 Responses

13. To what extent has your Gap Task influenced your work as a science and technology mentor/champion? (tick one box) N=363

It has been a major help in my mentor role	It has been of some help in my mentor role	It has had no real influence on my mentor role	It has been a bit of a distraction from my mentor role	It has been a major distraction from my mentor role
77%	22%	1%	-	<1%

14. What do you regard as the most successful science/technology development in your cluster since you became a mentor/champion? Please tell us why you view this as successful.

368 responses

15. What do you regard as the least successful science/technology development in your cluster since you became a mentor/champion? Please tell us why you view this as unsuccessful.

227 responses

16. How do you spend your time in your role as science/technology mentor/champion? (Tick one box on each line)

	A lot of the time	Some of the time	Little or none of the time
Working in group settings with colleagues from school N=369	16%	65%	19%
Working with individual colleagues from school N=373	17%	65%	18%
Working in group settings with colleagues from the cluster N=367	51%	45%	4%
Working with individual cluster colleagues N=366	21%	50%	29%
Carrying out routine administrative tasks related to science and technology N=367	26%	56%	17%
Responding to colleagues' requests for support with science and technology N=371	19%	67%	14%
Attending conferences related to science and technology N=365	5%	46%	49%
Taking part in other science and technology CPD N=366	11%	65%	24%
Working on your own N=371	40%	53%	7%

17. **On balance, to what extent have the following factors supported or hindered the development of science and technology education within your school?** (Tick one box on each line)

	Major support	Some support	Little or no influence	Some hindrance	Major hindrance
Local Authority management N=373	13%	35%	46%	6%	-
School management N=371	47%	38%	10%	4%	1%
Colleagues N=375	46%	41%	10%	2%	1%
Resources N=376	37%	35%	5%	20%	2%
Time N=374	4%	14%	6%	39%	36%

18. **On balance, to what extent have the following factors supported or hindered the development of science and technology education within your cluster?** (Tick one box on each line)

	Major support	Some support	Little or no influence	Some hindrance	Major hindrance
Local Authority management N=371	14%	40%	38%	7%	2%
Cluster management N=371	43%	39%	9%	8%	1%
School management N=367	44%	42%	9%	4%	<1%
Own school colleagues N=374	33%	46%	19%	2%	<1%
Colleagues in other schools N=373	36%	46%	16%	3%	-
Resources N=373	35%	39%	9%	16%	1%
Time N=371	5%	16%	7%	38%	33%

19. **Which of the following groups have you worked directly with on technology and science developments within your cluster since becoming a mentor/champion?** (Tick one box) N=377

Senior managers (HTs DHTs, OICs)	59%	Secondary teachers	43%	Primary teachers	98%
Early years workers	39%	Secondary pupils	2%	Primary pupils	77%
Children in early years centres	7%	Other professionals in the cluster	35%	Local authority personnel	22%

20. **What percentage of early years workers in the cluster have you worked directly with as a science technology champion?** (Tick one box) N=365

None	33%	26-50%	10%	91-100%	11%
Up to 10%	31%	51-75%	2%		
11-25%	10%	76-90%	4%		

21. What percentage of primary teachers in the cluster have you worked directly with as a science/technology champion? (Tick one box) N=369

None	<1%	26-50%	8%	91-100%	46%
Up to 10%	11%	51-75%	8%		
11-25%	8%	76-90%	18%		

22. What percentage of teachers in your own school have you worked directly with as a science/technology champion? (Tick one box) N=370

None	2%	26-50%	3%	91-100%	71%
Up to 10%	3%	51-75%	8%		
11-25%	3%	76-90%	8%		

23. What percentage of secondary science teachers in the cluster have you worked directly with as a science/technology champion? (Tick one box)

N=371

None	40%	26-50%	4%	91-100%	3%
Up to 10%	46%	51-75%	1%		
11-25%	5%	76-90%	<1%		

24. Which of the following statements about contact with other science and technology mentors applies to you? (Tick all that apply)

I have been in contact with other mentors N=373	99%
I have shared ideas/activities with other mentors N=373	98%
I have been involved in additional technology/science CPD with other mentors N=372	79%
I have collaborated on training programmes with other mentors N=373	86%
I have collaborated on other activities with other mentors N=373	92%
I have talked over science and technology problems with other mentors N=373	89%
I have been involved in other ways with science and technology mentors N= 368 (Please say how you have been involved with them)	34%

98 responses

25. **To what extent have you seen the following happening in the cluster as a result of your science/technology mentoring work?** (*Tick one box on each line*)

	To a large extent	To some extent	A little	No change	Don't know
Increase in teachers' confidence to teach science and technology N=367	45%	48%	5%	1%	1%
Increase in teachers' knowledge to teach science and technology N=366	42%	49%	7%	1%	1%
Increase in teachers' skills to teach science and technology N=367	40%	52%	6%	1%	1%
Increased pupil engagement in science and technology N=366	54%	39%	3%	2%	3%
Increased pupil aspirations towards science and technology careers N=364	19%	41%	16%	4%	21%
Increased science and technology activities in the curriculum N=366	44%	42%	10%	3%	2%
More varied approaches to science and technology learning and teaching N=367	45%	43%	9%	1%	2%
More opportunities for teachers to share their science and technology experiences in clusters N=366	45%	39%	12%	3%	1%
Increased collegiality between cluster schools N=366	62%	29%	7%	1%	1%
Increased interdisciplinary learning approach where science can be incorporated into a range of common primary topics N=366	24%	53%	14%	3%	6%
Increased teachers' reflective practice and self-evaluation N=366	16%	44%	23%	6%	12%
Increased teacher networks to support their science teaching CPD N=363	35%	42%	15%	4%	4%
Increased capacity of classroom assistants to support the delivery of science in the primary curriculum N=363	8%	15%	17%	49%	11%
Greater knowledge about the work of SSERC and NSLC N=364	50%	39%	8%	<1%	3%

27. **Please use this space to make any final comments**

170 responses

APPENDIX 3



SSERC Primary Cluster Programme in Science and Technology: Evaluation

Annotated Headteacher/ Heads of Centre questionnaire (completed after Part 2 events)

Based on 219 responses across 30 local authorities

NB - Due to the effects of rounding percentages may not always add to 100%

Section 1 - About You

1. Are you? (tick one box) N=218

Male 11% Female **89%**

2. Age group....? (tick one box) N=218

21–25	-	26–30	2%	31–35	4%	36–40	6%
41–45	17%	46–50	19%	51–55	24%	56–60	24%
61+	4%						

3. Do you work....? (tick one box) N=219

Full-time **99%** Part-time <1%

4. What is your role within the school? Are you: (tick one box) N=217

Headteacher/Head of Centre	84%	DHT/Depute	10%	Other SMT member	5%
Other	1%				

5. For how many years have you been a teacher? (tick one box) N=218

I am fully qualified and have been teaching for up to 5 years	3%
I have been teaching for between 6 to 15 years	14%
I have been teaching for 16 or more years	83%

6. Which cluster do you work in? (tick one box)

Local authorities represented

Local Authority

Aberdeen	Midlothian
Aberdeenshire	Moray
Angus	North Ayrshire
Clackmannanshire	North Lanarkshire
Dumfries and Galloway	Orkney
East Ayrshire	Perth and Kinross
East Dunbartonshire	Renfrewshire
East Lothian	Scottish Borders
East Renfrewshire	Shetland
Edinburgh	South Ayrshire
Falkirk	South Lanarkshire
Fife	Stirlingshire
Glasgow	West Dunbartonshire
Highland	West Lothian
Inverclyde	Western Isles

7. Is your establishment? (tick one box) N=218

Early years centre	Primary	Secondary	More than one
1%	95%	<1%	3%

Section 2 - Impact of the Primary Cluster Initiative

This section of the questionnaire is about the impact of the SSERC Primary Cluster Programme and the work of the Science and Technology Champions/Mentors.

8. **Has anything from the Primary Cluster Mentor/Champion CPD been introduced to your establishment's science and technology teaching or practice? (Tick all that apply)**

Yes, we have introduced <u>new materials/resources</u> <i>N=199</i>	98%
Yes, we have introduced <u>new methods of teaching</u> <i>N=195</i>	89%

9. **Which of the following have happened as a result of your establishment's involvement in the Primary Cluster Programme? (tick one box on each line)**

	Has happened	Not yet happened, still plan to do so	Has not happened
Staff have taken on a more significant role in science and technology developments in the establishment <i>N=215</i>	90%	8%	1%
The school has taken on a greater role in science and technology developments within our cluster <i>N=210</i>	79%	13%	9%
The school has taken on a greater role in science and technology developments at Local Authority level <i>N=196</i>	25%	25%	50%
The school has taken on a greater role in science and technology developments at national level <i>N=194</i>	7%	16%	77%

10. **What do you regard as the most successful science/technology development to have taken place in your establishment since you became part of the Primary Cluster Programme? Please tell us why you view this as successful.**

196 responses

11. **What do you regard as the least successful science/technology development to have taken place in your establishment since you became part of the Primary Cluster Programme? Please tell us why you view this as unsuccessful.**

86 responses

12. **On balance, to what extent have the following factors supported or hindered the development of science and technology education within your establishment?** (Tick one box on each line)

	Major support	Some support	Little or no influence	Some hindrance	Major hindrance
Local Authority management <i>N=208</i>	19%	46%	33%	1%	1%
Colleagues <i>N=212</i>	67%	29%	3%	1%	-
Resources <i>N=211</i>	52%	41%	2%	5%	<1%
Time <i>N=204</i>	24%	36%	8%	25%	8%
Science and Technology Mentor /Champion <i>N=210</i>	80%	16%	3%	-	-

13. **On balance, to what extent have the following factors supported or hindered the development of science and technology education within your cluster?** (Tick one box on each line)

	Major support	Some support	Little or no influence	Some hindrance	Major hindrance
Local Authority management <i>N=208</i>	21%	45%	32%	2%	1%
Cluster management <i>N=204</i>	51%	39%	8%	1%	-
Own school colleagues <i>N=210</i>	59%	35%	6%	-	<1%
Colleagues in other schools <i>N=188</i>	43%	50%	7%	-	-
Resources <i>N=209</i>	47%	40%	11%	2%	<1%
Time <i>N=207</i>	21%	36%	14%	23%	6%
Science and Technology Mentor /Champion <i>N=210</i>	76%	19%	5%	-	-

14. **What percentage of staff (teaching or childcare) in your establishment have worked directly with a science/technology mentor/champion?** (Tick one box) *N=211*

None	4%	26-50%	9%	91-100%	64%
Up to 10%	3%	51-75%	5%		
11-25%	3%	76-90%	12%		

15. **What percentage of staff (teaching or childcare) in your establishment have attended other non-residential and/or school based science CPD organised as part of the Primary Cluster Programme?** (Tick one box) *N=100*

None	5%	26-50%	5%	91-100%	58%
Up to 10%	10%	51-75%	5%		
11-25%	1%	76-90%	15%		

16. To what extent have you witnessed the following happening in your establishment as a result of staff involvement with the science/technology mentoring/championing work? (Tick one box on each line)

	To a large extent	To some extent	A little	No change	Don't know
Increase in staff confidence to teach science and technology N=215	54%	41%	3%	1%	1%
Increase in staff knowledge to teach science and technology N=215	46%	51%	2%	1%	-
Increase in staff skills to teach science and technology N=213	44%	50%	5%	1%	-
Increased pupil engagement in science and technology N=214	50%	40%	6%	2%	2%
Increased pupil aspirations towards science and technology careers N=211	8%	43%	17%	7%	26%
Increased science and technology activities in the curriculum N=213	38%	52%	8%	1%	1%
More varied approaches to science and technology learning and teaching N=214	43%	50%	6%	1%	1%
More opportunities for staff to share their science and technology experiences in clusters N=214	42%	44%	10%	4%	-
Increased collegiality between cluster schools N=213	46%	42%	8%	4%	<1%
Increased interdisciplinary learning approach where science can be incorporated into a range of common primary topics N=214	23%	53%	19%	2%	2%
Increased reflective practice and self-evaluation among staff N=215	17%	61%	17%	3%	2%
Increased staff networks to support their science teaching CPD N=215	27%	56%	14%	3%	-
Increased capacity of classroom assistants to support the delivery of science in primary curriculum N=214	1%	20%	32%	42%	5%
Greater knowledge about the work of SSERC and NSLC N=214	25%	56%	16%	2%	-

17. What, if any, advantages does the mentor/champion approach bring to the development of science and technology teaching in your establishment?

186 responses

18. What, if any, disadvantages does the mentor/champion approach bring to the development of science and technology teaching in your establishment?

92 responses

- 19. In what ways would you like to see the science mentor/champion approach to science and technology education developed in your establishment?**

173 responses

- 20. Please use this space to make any final comments**

89 responses



SSERC Primary Cluster Programme in Science and Technology: Evaluation

Annotated 'other' teacher questionnaire (completed after Part 2 events)

**Based on 315 responses across 26
Local Authorities**

NB - Due to the effects of rounding percentages may not always add to 100%

Section 1 - About You

1. Are you? (tick one box) N=275

Male 10% Female **90%**

2. Age group....? (tick one box) N=314

21–25	8%	26–30	11%	31–35	10%	36–40	14%
41–45	14%	46–50	9%	51–55	25%	56–60	8%
61+	1%						

3. Do you work....? (tick one box) N=309

Full-time **84%** Part-time 16%

4. What is your role within the school? Are you: (tick one box) N=313

DHT/Depute	6%	Principal teacher	12%	Class teacher	73%
Early years officer	<1%	Other	9%		

5. For how many years have you been a teacher? (tick one box) N=312

I am a probationer	8%
I am fully qualified and have been teaching for up to 5 years	17%
I have been teaching for between 6 to 15 years	35%
I have been teaching for 16 or more years	40%

6. Which cluster do you teach in? (tick one box)

Local authorities represented

Aberdeen	Inverclyde
Aberdeenshire	Midlothian
Angus	Moray
Argyll and Bute	North Ayrshire
Clackmannanshire	North Lanarkshire
Dundee	Perth and Kinross
Dumfries and Galloway	Renfrewshire
East Ayrshire	Scottish Borders
East Lothian	South Ayrshire
Falkirk	Stirlingshire
Fife	West Dunbartonshire
Glasgow	West Lothian
Highland	Western Isles

7. Is your establishment? (tick one box) N=314

Early years centre	Primary school	Secondary school
<1%	99%	1%

Section 2 - Impact of the Primary Cluster Initiative

This section of the questionnaire is about the impact of the SSERC Primary Cluster Programme and the work of the Science and Technology Champions/Mentors.

8. To what extent are you aware of the SSERC Primary Cluster Programme? (tick one box) N=266

Very aware – I have a good grasp of what it is about	67%
Partly aware – I have some idea of what it is about	32%
Not aware – This is the first time I have heard of it	1%

If you replied ‘Not aware’ of the SSERC Primary Cluster Programme then please go to the final question.

9. Please indicate which of the following activities you have engaged in or changes you have introduced to your practice? (tick one box on each line)

I have worked with my Science and Technology Champion/Mentor (N=263)	77%
I have taken part in school/cluster based science CPD organised as part of the Primary Cluster Programme (N=270)	95%
I have introduced new materials/resources to my science and technology teaching or practice from the Programme (N=269)	75%
I have introduced new methods to my science and technology teaching or practice from the Programme (N=268)	77%
I have taken on a more significant role in science and technology developments in the establishment (N=263)	36%
I have taken on a greater role in science and technology developments within our cluster (N=264)	25%

10. On balance, to what extent have the following factors supported or hindered the development of science and technology education within your establishment? (Tick one box on each line)

	Major support	Some support	Little or no influence	Some hindrance	Major hindrance
Local Authority management N=258	17%	50%	30%	2%	-
School management N=259	54%	38%	7%	1%	-
Colleagues N=259	61%	32%	7%	-	-
Resources N=258	41%	40%	5%	11%	2%
Time N=257	13%	42%	13%	22%	10%
Science and Technology Mentor /Champion N=257	69%	26%	5%	-	-

11. To what extent has the following happened as a result of your involvement with the science/technology mentoring/championing work?

(Tick one box on each line)

	To a large extent	To some extent	A little	No change	Don't know
Increase in my confidence to teach science and technology N=267	38%	44%	12%	6%	<1%
Increase in my knowledge to teach science and technology N=267	37%	43%	14%	5%	-
Increase in my skills to teach science and technology N=266	38%	45%	11%	5%	<1%
Increased pupil engagement in science and technology N=267	42%	40%	9%	5%	4%
Increased pupil aspirations towards science and technology careers N=267	21%	38%	15%	8%	18%
Increased science and technology activities in the curriculum N=265	37%	42%	15%	4%	3%
More varied approaches to science and technology learning and teaching N=267	37%	44%	12%	4%	2%
More opportunities for staff to share their science and technology experiences in clusters N=269	31%	47%	14%	6%	2%
Increased collegiality between cluster schools N=264	31%	35%	21%	9%	4%
Increased interdisciplinary learning approach where science can be incorporated into a range of common primary topics N=266	26%	46%	22%	5%	1%
Increased reflective practice and self-evaluation among staff N=266	24%	42%	23%	7%	5%
Increased staff networks to support their science teaching CPD N=262	27%	44%	20%	6%	4%
Increased capacity of classroom assistants to support the delivery of science in the primary curriculum N=266	8%	14%	22%	41%	16%
Greater knowledge about the work of SSERC and NSLC N=264	27%	40%	22%	7%	4%

12. What, if any, advantages does the mentor/champion approach bring to the development of science and technology teaching in your establishment?

176 responses

13. What, if any, disadvantages does the mentor/champion approach bring to the development of science and technology teaching in your establishment?

90 responses

14. In what ways would you like to see the science mentor/champion approach to science and technology education developed in your establishment?

125 responses

15. Please use this space to make any final comments

38 responses



**SSERC primary cluster evaluation
Primary 2-4 questionnaire**

Annotated questionnaire based on 6288 paper and online responses.

As a result of rounding percentages may not always add to 100%.

Identifier questions removed

3. Are you? (colour one box) N = 6284

Boy 3157 (50%)

Girl 3127 (50%)

4. What year group are you in? (colour one box)

Primary 2 1805 (29%)	Primary 3 2120 (34%)	Primary 4 2350 (37%)
-------------------------	-------------------------	-------------------------

5. How much do you like school? (colour one face)
N=6122



65%



27%































8%

6. How much do you like these subjects at school?
(colour one face on each line)

Language/Literacy N=6169				
	49%	32%	12%	8%
Maths/Numeracy N=6151				
	63%	20%	10%	7%
Science N=6136				
	75%	14%	6%	4%
Physical Education (PE) N=6161				
	81%	13%	4%	3%
RME/RE N=6067				
	52%	24%	13%	11%
ICT N=6114				
	83%	10%	4%	3%





















7a. How much do you enjoy doing the following in school? (colour one face on each line).

If there are any that you do not do please leave that line blank.





























Doing experiments in class N=5796				
	78%	14%	4%	4%
Listening to the teacher talking about science N=5889				
	59%	24%	10%	7%
Working in groups in class to do science N=5851				
	66%	19%	9%	7%
Working on my own in class to do science N=5702				
	55%	19%	10%	15%
Answering the teachers science questions in class N=5824				
	57%	23%	11%	9%
Writing about science in school N=5652				
	53%	22%	13%	13%
Reading about science in class N=5570				
	58%	20%	10%	12%

7b. How much do you enjoy doing the following out of school? (colour one face on each line).

If there are any that you do not do please leave that line blank.

Doing science homework N=4413				
	60%	18%	9%	13%
Reading about science at home N=5283				
	57%	19%	10%	14%
Watching science programmes at home N=5441				
	66%	15%	8%	11%
Going to the science museum or science centre N=5285				
	76%	11%	5%	8%
Watching science fiction programmes or films N=5315				
	63%	16%	8%	13%

8. How happy are you are in your ability to successfully complete each of the following tasks?
(colour one face on each line)

I can predict what will happen in an experiment N=5758				
	51%	25%	12%	13%
I can create a "fair experiment" N=5404				
	51%	21%	12%	16%
I can select appropriate equipment for my experiment N=5556				
	56%	21%	12%	12%
I can carry out experiments N=5618				
	57%	21%	11%	11%
I can discuss the result of the experiment N=5605				
	53%	23%	13%	12%
I can show my findings in different ways N=5457				
	51%	21%	14%	14%
I can make suggestions to make the experiment better N=5559				
	54%	22%	11%	13%



**SSERC primary cluster evaluation
Primary 2-4 questionnaire**

Annotated questionnaire based on 6288 paper and online responses.

As a result of rounding percentages may not always add to 100%.

Identifier questions removed

3. Are you ...? (colour one box) N = 6284

<p>Boy 3157 (50%)</p>

<p>Girl 3127 (50%)</p>

4. What year group are you in? (colour one box)

Primary 2 1805 (29%)	Primary 3 2120 (34%)	Primary 4 2350 (37%)
-------------------------	-------------------------	-------------------------

5. How much do you like school? (colour one face)

N=6146



57%



35%



8%





























6. How much do you like these subjects at school?

(colour one face on each line)

Language/Literacy N=6199				
	40%	38%	14%	8%
Maths/Numeracy N=6212				
	60%	24%	10%	7%
Science N=6185				
	75%	16%	6%	3%
Physical Education (PE) N=6207				
	80%	14%	4%	2%
RME/RE N=6114				
	44%	29%	15%	12%
ICT N=6171				
	83%	12%	3%	3%





















7a. How much do you enjoy doing the following in school? (colour one face on each line).

If there are any that you do not do please leave that line blank.





























Doing experiments in class N=6111				
	78%	17%	3%	3%
Listening to the teacher talking about science N=6137				
	50%	32%	11%	7%
Working in groups in class to do science N=6092				
	63%	22%	9%	6%
Working on my own in class to do science N=6017				
	53%	22%	13%	12%
Answering the teachers science questions in class N=6060				
	51%	29%	13%	7%
Writing about science in school N=5935				
	46%	26%	16%	12%
Reading about science in class N=5814				
	53%	25%	12%	10%

7b. How much do you enjoy doing the following out of school? (colour one face on each line).

If there are any that you do not do please leave that line blank.

Doing science homework N=4904				
	52%	22%	11%	15%
Reading about science at home N=5504				
	50%	24%	13%	13%
Watching science programmes at home N=5653				
	62%	19%	9%	10%
Going to the science museum or science centre N=3540				
	78%	11%	4%	7%
Watching science fiction programmes or films N=5640				
	60%	20%	9%	11%

8. How happy are you are in your ability to successfully complete each of the following tasks?
(colour one face on each line)

I can predict what will happen in an experiment N=6108					45%	35%	13%	7%
I can create a "fair experiment" N=5876					56%	28%	10%	6%
I can select appropriate equipment for my experiment N=5915					59%	26%	10%	6%
I can carry out experiments N=5997					60%	26%	9%	6%
I can discuss the result of the experiment N=6002					53%	28%	12%	7%
I can show my findings in different ways N=5885					51%	29%	14%	7%
I can make suggestions to make the experiment better N=5932					55%	26%	11%	7%

**SSERC primary cluster evaluation
Primary 5-7 questionnaire**

Annotated questionnaire based on 5505 responses.

As a result of rounding percentages may not always add to 100%.

Identifier questions removed

3. Are you? (tick one box) N=5504

Boy 51% Girl 49%

4. What year group are you in? (tick one box) N=5500

Primary 5 35% Primary 6 33% Primary 7 33%

5. How much do you like school? (tick one box) N=5443

I really like school	36%
I like school sometimes	58%
I don't like school	7%

6. How much do you like these subjects at school? (tick one box on each line)

	Like a lot	Like a little	Don't like much	Don't like at all	N=
Language/Literacy	27%	50%	17%	7%	5385
Maths/Numeracy	49%	31%	13%	7%	5390
Science	69%	23%	6%	3%	5328
Physical Education (PE)	79%	15%	4%	2%	5373
RME/RE	22%	38%	24%	16%	5295
ICT	79%	17%	3%	2%	5390

7. How much do you enjoy doing the following?

(tick one box on each line)

	Really enjoy	Enjoy	Don't like	Really don't like	I don't do this
Doing experiments in class N=5324	71%	24%	2%	1%	3%
Listening to the teacher talking about science N=5303	25%	46%	20%	6%	3%
Working in groups in class to do science N=5266	54%	32%	8%	3%	3%
Working on my own in class to do science N=5237	39%	31%	18%	8%	4%
Answering the teachers science questions in class N=5276	30%	43%	18%	6%	4%
Writing about science in school N=5218	24%	35%	24%	12%	5%
Doing science homework N=4752	33%	28%	15%	10%	15%
Reading about science in class N=5060	32%	36%	18%	8%	7%
Reading about science at home N=4839	29%	31%	19%	8%	13%
Watching science programmes at home N=4907	44%	28%	11%	5%	12%
Going to the science museum or science centre N=5138	66%	19%	4%	3%	8%
Watching science fiction programmes or films N=4944	46%	28%	11%	5%	10%

8. How confident are you are in your ability to successfully complete each of the following tasks?
(tick one box on each line)

	Very confident	Confident	Not confident	Not confident at all
I know when a scientific experiment will help me find the answer to my question N=5396	25%	53%	17%	6%
I can create a hypothesis to test my predictions N=5320	23%	38%	24%	16%
I can create a "fair test" N=5303	39%	37%	15%	9%
I can plan and design experiments N=5339	48%	35%	12%	6%
I can select appropriate samples, equipment and other resources N=5375	41%	38%	15%	6%
I can carry out experiments N=5402	48%	35%	12%	5%
I can observe evidence N=5345	36%	41%	17%	7%
I can collect evidence N=5355	45%	37%	13%	5%
I can record evidence N=5318	42%	36%	16%	6%
I can present data in different formats N=5342	27%	37%	24%	11%
I can analyse and interpret data to draw conclusions N=5331	27%	35%	26%	12%
I can review and evaluate results to identify limitations and improvements N=5331	27%	35%	26%	12%

9. How much do you agree or disagree with the following statements about science? (tick one box on each line)

	Strongly agree	Mainly agree	Mainly disagree	Strongly disagree	Don't know
I am amazed by the achievements of science N=5415	52%	35%	4%	1%	8%
Science is such a big part of our lives that we should all take an interest N=5382	43%	35%	11%	4%	8%
It is important to know about science in my daily life N=5369	43%	37%	10%	3%	7%
Science is too specialised for most people to understand it N=5334	21%	30%	22%	16%	12%
I don't think I'm clever enough to understand science N=5333	12%	16%	22%	42%	9%
I don't understand the point of all the science being done today N=5347	13%	16%	21%	39%	12%
It is important for us to learn science in school N=5371	66%	24%	4%	2%	4%
I can learn about science outside school too N=5348	55%	27%	7%	4%	6%
I would like to do more science when I finish school N=5368	40%	25%	13%	11%	11%
I talk to my parents/carers about science N=5336	26%	27%	17%	19%	11%

**SSERC primary cluster evaluation
Primary 5-7 questionnaire**

Annotated questionnaire based on 5505 responses.

As a result of rounding percentages may not always add to 100%.

Identifier questions removed

3. Are you? (tick one box) N=5504

Boy 51% Girl 49%

4. What year group are you in? (tick one box) N=5500

Primary 5 35% Primary 6 33% Primary 7 33%

5. How much do you like school? (tick one box) N=5276

I really like school	27%
I like school sometimes	62%
I don't like school	11%

6. How much do you like these subjects at school? (tick one box on each line)

	Like a lot	Like a little	Don't like much	Don't like at all	N=
Language/Literacy	24%	48%	20%	8%	5434
Maths/Numeracy	44%	33%	14%	9%	5426
Science	63%	27%	7%	4%	5390
Physical Education (PE)	71%	18%	7%	4%	5402
RME/RE	20%	35%	26%	19%	5352
ICT	74%	21%	4%	<1%%	5415

7. How much do you enjoy doing the following?

(tick one box on each line)

	Really enjoy	Enjoy	Don't like	Really don't like	I don't do this
Doing experiments in class N=5446	61%	29%	5%	2%	3%
Listening to the teacher talking about science N=5417	20%	44%	25%	8%	3%
Working in groups in class to do science N=5394	46%	37%	9%	4%	3%
Working on my own in class to do science N=5405	34%	33%	20%	8%	5%
Answering the teachers science questions in class N=5398	23%	41%	24%	8%	5%
Writing about science in school N=5415	18%	32%	27%	14%	9%
Doing science homework N=5384	23%	26%	16%	10%	24%
Reading about science in class N=5375	23%	33%	22%	9%	12%
Reading about science at home N=5385	21%	27%	20%	8%	24%
Watching science programmes at home N=5399	34%	26%	12%	5%	23%
Going to the science museum or science centre N=4894	60%	21%	4%	2%	13%
Watching science fiction programmes or films N=5409	39%	27%	12%	5%	18%

8. How confident are you are in your ability to successfully complete each of the following tasks?
(tick one box on each line)

	Very confident	Confident	Not confident	Not confident at all
I know when a scientific experiment will help me find the answer to my question N=5418	26%	54%	16%	4%
I can create a hypothesis to test my predictions N=5379	26%	41%	25%	9%
I can create a "fair test" N=5370	42%	40%	13%	5%
I can plan and design experiments N=5378	47%	37%	12%	5%
I can select appropriate samples, equipment and other resources N=5375	41%	41%	14%	5%
I can carry out experiments N=5398	51%	35%	10%	4%
I can observe evidence N=5373	38%	43%	14%	4%
I can collect evidence N=5386	46%	40%	11%	4%
I can record evidence N=5377	43%	40%	14%	4%
I can present data in different formats N=5346	27%	41%	24%	7%
I can analyse and interpret data to draw conclusions N=5353	26%	41%	26%	8%
I can review and evaluate results to identify limitations and improvements N=5290	23%	42%	25%	10%

9. How much do you agree or disagree with the following statements about science? (tick one box on each line)

	Strongly agree	Mainly agree	Mainly disagree	Strongly disagree	Don't know
I am amazed by the achievements of science N=5425	51%	37%	4%	2%	7%
Science is such a big part of our lives that we should all take an interest N=5407	39%	37%	11%	5%	8%
It is important to know about science in my daily life N=5379	40%	37%	12%	4%	8%
Science is too specialised for most people to understand it N=5355	17%	27%	25%	21%	12%
I don't think I'm clever enough to understand science N=5352	10%	14%	23%	44%	10%
I don't understand the point of all the science being done today N=5349	10%	14%	24%	42%	11%
It is important for us to learn science in school N=5366	61%	28%	4%	2%	5%
I can learn about science outside school too N=5361	53%	30%	7%	5%	6%
I would like to do more science when I finish school N=5373	34%	26%	15%	11%	14%
I talk to my parents/carers about science N=5373	25%	28%	18%	20%	10%